

**BREAKDOWN OF ALL CHILDREN FEATURED IN THE BE MY PARENT NEWSPAPER BETWEEN 1 APRIL 2009 – 31 MARCH 2010**  
**SINGLE CHILDREN**

Age	White	African/ African Caribbean	Asian	African or African- Caribbean/ White	White/Asian	Other	Total	No. of enquiries	Other ethnicities (Please see page 2 for list of other ethnicities)
0 – 1	4 boys (52) -	3 boys (6) 2 girls (18)	- -	3 boys (25) 4 girls (93)	- -	2 boys (67) -	<b>18</b>	<b>261</b>	
1 – 2	39 boys (272) 12 girls (197)	24 boys (156) 8 girls (44)	- 2 girls (34)	20 boys (180) 10 girls (130)	1 boy (19) 1 girl (11)	9 boys (42) 3 girls (25)	<b>129</b>	<b>1110</b>	
3 – 5	51 boys (796) 25 girls (295)	3 boys (21) 8 girls (72)	- -	7 boys (21) 2 girls (8)	2 boys (14) 2 girls (8)	5 boys (36) 4 girls (98)	<b>109</b>	<b>1369</b>	
6 – 10	67 boys (782) 36 girls (660)	2 boys (25) 6 girls (167)	- -	4 boys (88) 6 girls (198)	- 1 girl (7)	4 boys (87) 2 girls (14)	<b>128</b>	<b>2028</b>	
11 – 16	6 boys (147) 3 girls (179)	1 boy (26) 1 girl (8)	- -	1 boy (14) 1 girl (90)	- -	1 boy (6) -	<b>14</b>	<b>470</b>	
<b>Total</b>	<b>243 (3380)</b>	<b>58 (543)</b>	<b>2 (34)</b>	<b>58 (847)</b>	<b>7 (59)</b>	<b>30 (375)</b>	<b>398</b>	<b>5238</b>	

(figure in brackets represent number of enquiries)

### **List of single referrals of children with other mixed ethnicities**

Thai/White/Asian  
Asian/White/Black Caribbean  
White Polish/Black African  
White/Iranian  
White/Kurdish/Iraqi  
White/Czech  
White/Black Caribbean/Asian  
White/Italian/Iranian  
Black Caribbean/Iraqi  
White/Italian/Arab  
White/Asian/Black French African  
Filipino  
Black French/Portuguese African/White

White/Mixed ethnicity (unknown)  
White/Iraqi  
White/Egyptian  
White/Filipino  
Asian/Black African  
Black Portuguese/Arab  
Venezuelan/White  
Romanian  
White/White South African  
White/Spanish/Asian  
Indian/Black African  
White/Italian/Iranian  
White/Slovakian

**BREAKDOWN OF ALL CHILDREN FEATURED IN THE BE MY PARENT NEWSPAPER BETWEEN 1 APRIL 2009 – 31 MARCH 2010**  
**SIBLING GROUPS**

<b>Ethnicity</b>	<b>Girls</b>	<b>Boys</b>	<b>Girls &amp; Boys</b>	<b>Total</b>	<b>No. of enquiries</b>	<b>Other ethnicities (Please see page 4 for list of other ethnicities)</b>
White	19 gps of 2 (179) 5 gps of 3 (56) -	36 gps of 2 (404) 1 gp of 3 (17) 1 gp of 4 (17)	50 gps of 2 (549) 21 gps of 3 (158) 2 gps of 4 (34) 1 gp of 5 (6)	<b>308</b>	<b>1420</b>	
African or African/Caribbean	1 gp of 2 (2) - -	4 gps of 2 (26) - -	3 gps of 2 (9) 2 gps of 3 (16) -	<b>22</b>	<b>53</b>	
Asian	- 1 gp of 3 (11) 1 gp of 4 (5)	- - -	- - 1 gp of 4 (5)	<b>11</b>	<b>21</b>	
African or African/Caribbean/ White	2 gps of 2 (38) 1 gp of 3 (13) -	9 gps of 2 (93) - -	11 gps of 2 (60) 1 gp of 3 (12) -	<b>50</b>	<b>216</b>	
Asian/White	2 gps of 2 (8) 1 gp of 3 (1) -	2 gps of 2 (31) - -	2 gps of 2 (20) 1 gp of 3 (14) -	<b>18</b>	<b>74</b>	
Other	2 gps of 2 (3) - -	4 gps of 2 (67) - -	5 gps of 2 (13) - - 1 gp of 5 (8)	<b>27</b>	<b>91</b>	
<b>Total</b>	<b>80 (316)</b>	<b>117 (655)</b>	<b>239 (904)</b>	<b>436</b>	<b>1875</b>	

(figures in brackets represent number of enquiries)

**List of children within sibling groups with other mixed ethnicities**

White/Kurdish

White/Algerian/Iranian

White/Asian/Black Caribbean/Iraqi

Asian/Burmese/Black African Caribbean/White

White/Iranian

White/Arab/Black Caribbean

White/Maltese

Filipino

Hungarian/White

White/Black Caribbean/Swedish

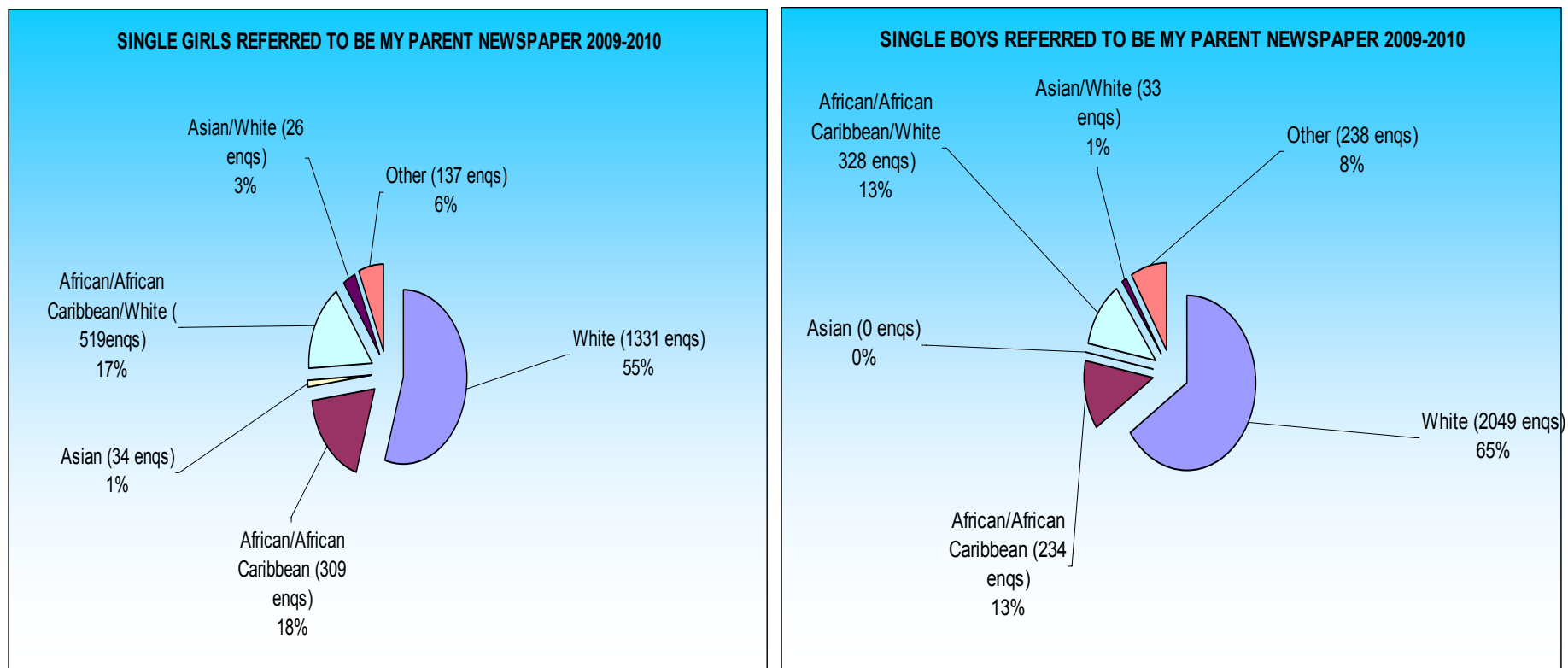
Black African/Portuguese

White/Burmese

**Breakdown of single children referred to Be My Parent between 1 April 2009 – 31 March 2010**

398 single children were referred to Be My Parent.

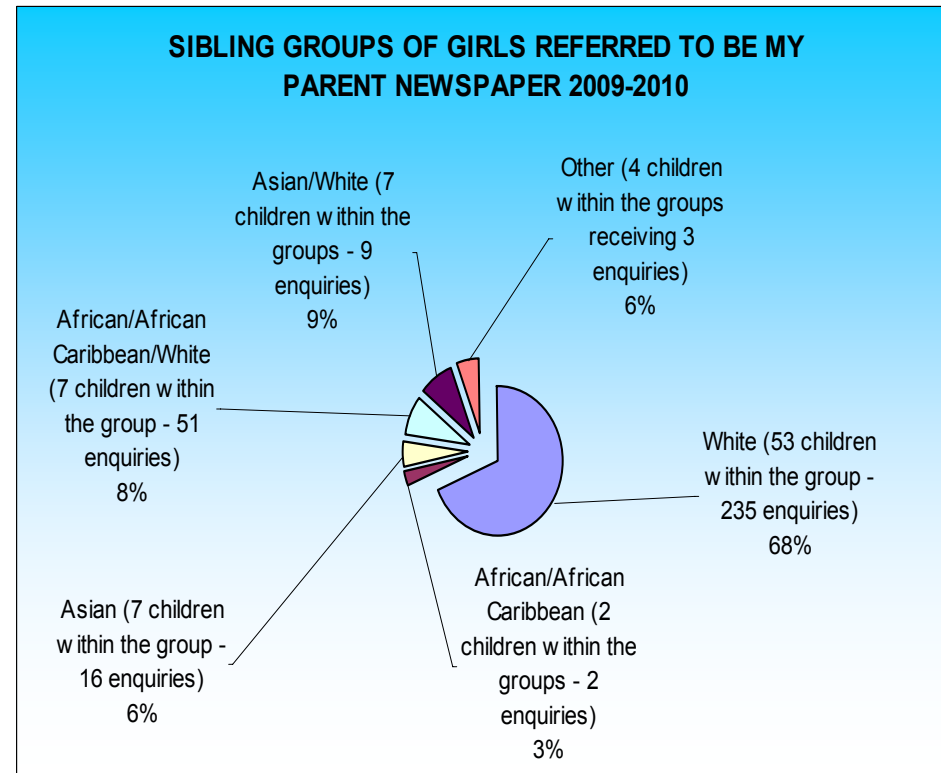
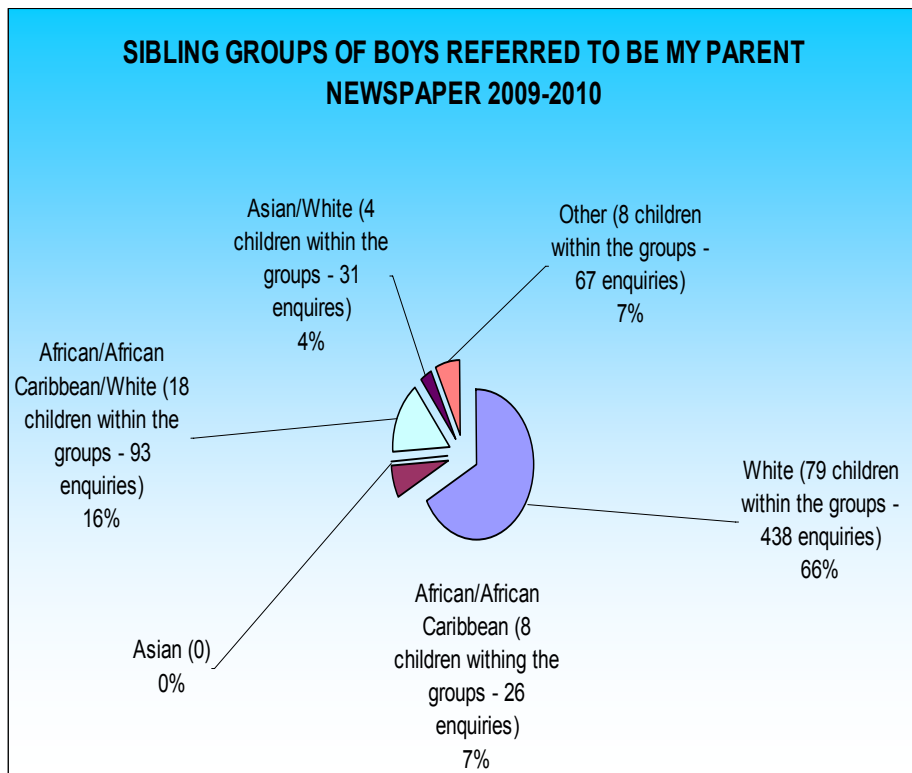
The single girls received 2356 enquiries and the single boys received 2882 enquiries



**Breakdown of sibling groups of children referred to Be My Parent between 1 April 2009 – 31 March 2010**

436 children within sibling groups were referred to Be My Parent between 1 April 2009 – 31 March 2010

The children received a total of 1875 enquiries



### SIBLING GROUPS OF BOYS & GIRLS REFERRED TO BE MY PARENT NEWSPAPER 2009-2010

