

BREAKDOWN OF ALL CHILDREN FEATURED IN THE BE MY PARENT NEWSPAPER BETWEEN 1 APRIL 2010 – 31 MARCH 2011
SINGLE CHILDREN

Age	White	African/ African Caribbean	Asian	African or African- Caribbean/ White	White/Asian	Other	Total	No. of enquiries	Other ethnicities (Please see page 2 for list of other ethnicities)
0 – 1	4 boys (14) 1 girl (5)	5 boys (10) -	- -	2 boys (5) 1 girl (20)	- -	1 boy (9) -	14	63	
1 – 2	30 boys (190) 20 girls (138)	11 boys (16) 10 girls (29)	1 boy (18) -	24 boys (102) 14 girls (107)	- 2 girls (7)	10 boys (65) 6 girls (27)	128	699	
3 – 5	53 boys (277) 21 girls (181)	9 boys (31) 6 girls (8)	- 1 girl (1)	10 boys (73) 2 girls (6)	5 boys (57) 1 girl (6)	4 boys (5) 4 girls (21)	116	666	
6 – 10	61 boys (382) 45 girls (437)	4 boys (26) 1 girl (1)	- -	5 boys (117) 6 girls (21)	1 boy (2) 1 girl (2)	2 boys (5) 8 girls (53)	134	1046	
11 – 16	3 boys (27) 2 girls (49)	- 2 girls (56)	- -	- 1 girl (8)	- -	1 boy (6) -	9	146	
Total	240 (1700)	48 (177)	2 (19)	65 (459)	10 (74)	36 (191)	401	2620	

(figure in brackets represent number of enquiries)

List of single referrals of children with other mixed ethnicities

Iranian/Asian/Italian/Hawaiian
White/Egyptian
White/Filipino
White/Iranian
White/Mixed ethnicity (unknown)
White/South African
Black African Caribbean/White/Portuguese
White/Italian
White/Iraqi
White/Italian/black Caribbean
White/Egyptian/Black Caribbean
White/Maltese
White/black Caribbean/Asian
Black French/Portuguese African/White
White/Burmese

White/Portuguese
Asian/Black Caribbean
Egyptian/Polish/Black African Caribbean
Romanian
White/Moroccan
White/French/Black African Caribbean
Black African/White/Armenian
White/Black Caribbean/Canadian/Estonian
White/Lithuanian/Black Caribbean
White/Kurdish
White/Turkish
White/Black African/Asian
White/Asian/Italian
White/Russian
White/Romanian

BREAKDOWN OF ALL CHILDREN FEATURED IN THE BE MY PARENT NEWSPAPER BETWEEN 1 APRIL 2010 – 31 MARCH 2011
SIBLING GROUPS

Ethnicity	Girls	Boys	Girls & Boys	Total	No. of enquiries	Other ethnicities (Please see page 4 for list of other ethnicities)
White	19 gps of 2 (113) 3 gps of 3 (7) 1 gp of 4 (11)	25 gps of 2 (169) 7 gps of 3 (14) -	43 gps of 2 (257) 24 gps of 3 (138) -	280	709	
African or African/Caribbean	2 gps of 2 (2) 1 gp of 3 (2) -	4 gps of 2 (7) - -	6 gps of 2 (4) 1 gp of 3 (1) -	30	16	
Asian	- - -	1 gp of 2 (3) - -	- 1 gp of 3 (22) -	5	25	
African or African/Caribbean/ White	6 gps of 2 (41) 1 gp of 3 (4) -	4 gps of 2 (16) 3 gps of 3 (13) -	13 gps of 2 (49) 4 gps of 3 (28) 1 gp of 4 (3)	74	154	
Asian/White	1 gp of 2 (3) - -	3 gps of 2 (10) - -	3 gps of 2 (20) - -	14	33	
Other	5 gps of 2 (36) 1 gp of 3 (0) -	3 gps of 2 (53) - -	4 gps of 2 (8) 1 gp of 3 (3) -	30	100	
Total	88 (219)	110 (285)	235 (533)	434	1037	

(figures in brackets represent number of enquiries)

List of children within sibling groups with other mixed ethnicities

White/Filipino

White/Kurdish

White/South African

Black African/Black Caribbean/Portuguese

White/Arab/Black Caribbean

White/Maltese

White/Egyptian/Black African

White/Iraqi

White/Black Caribbean/Asian

Filipino

White/Black South African

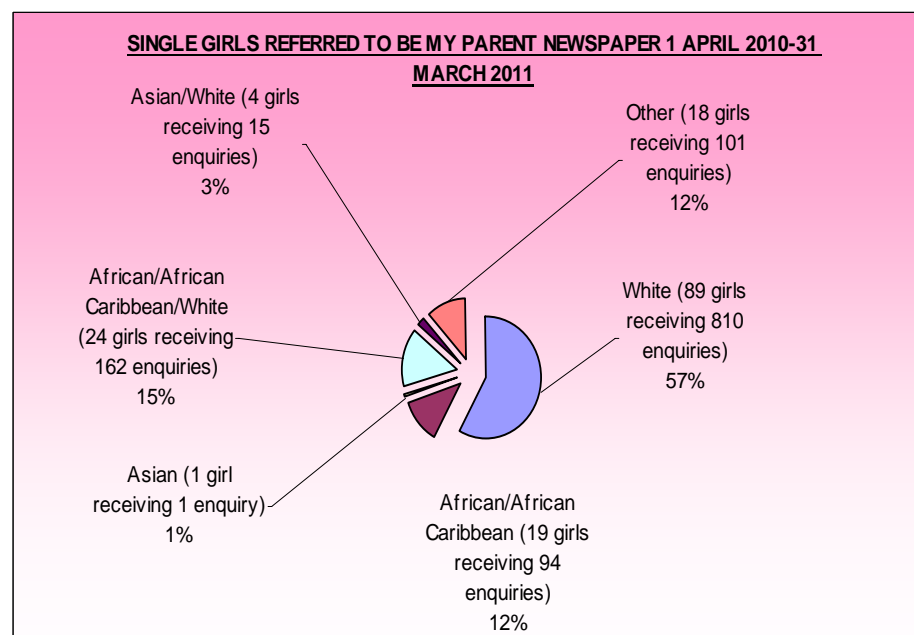
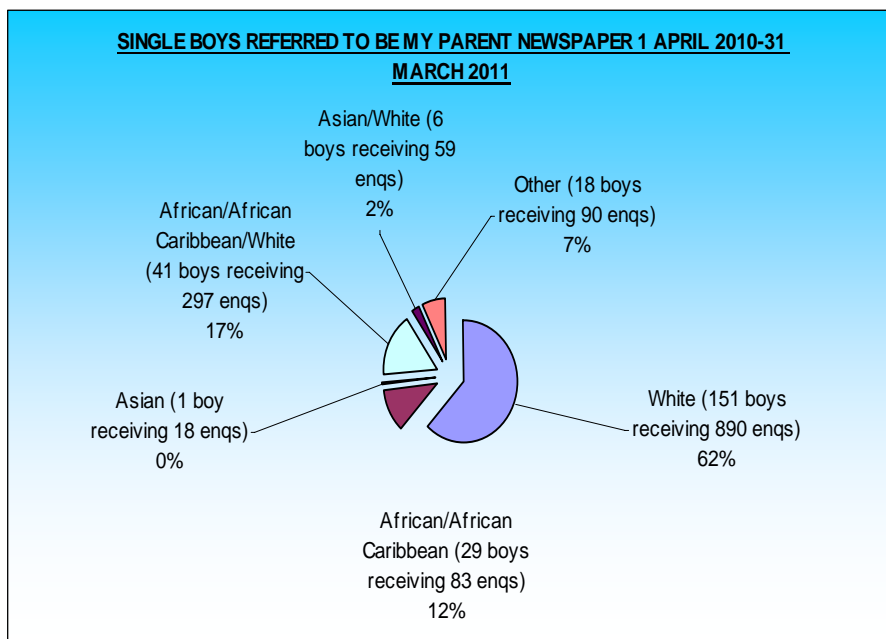
White/Burmese

White/German

Breakdown of single children referred to Be My Parent between 1 April 2010– 31 March 2011

401 single children were referred to Be My Parent newspaper.

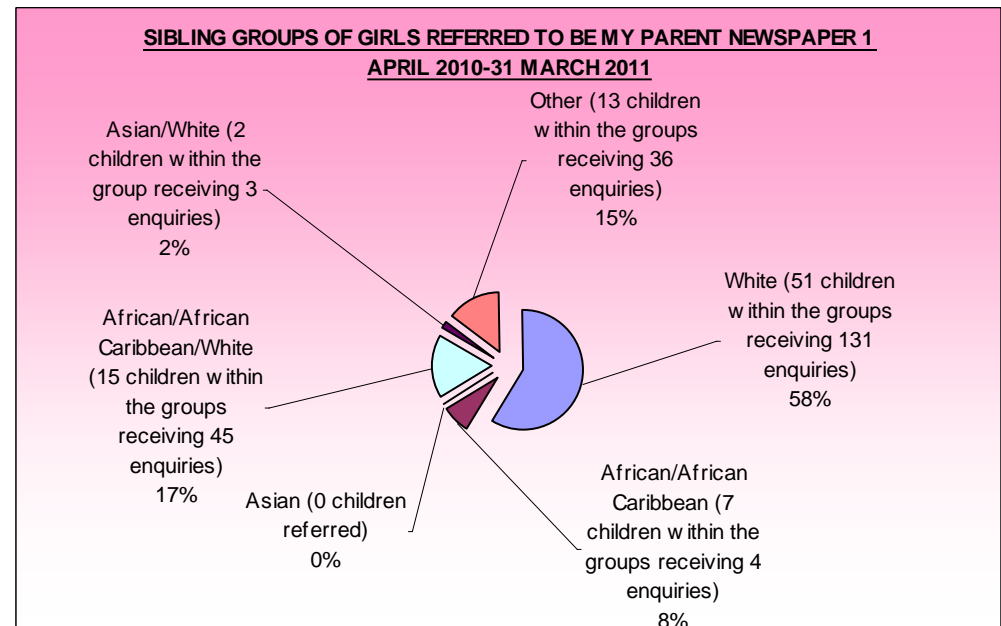
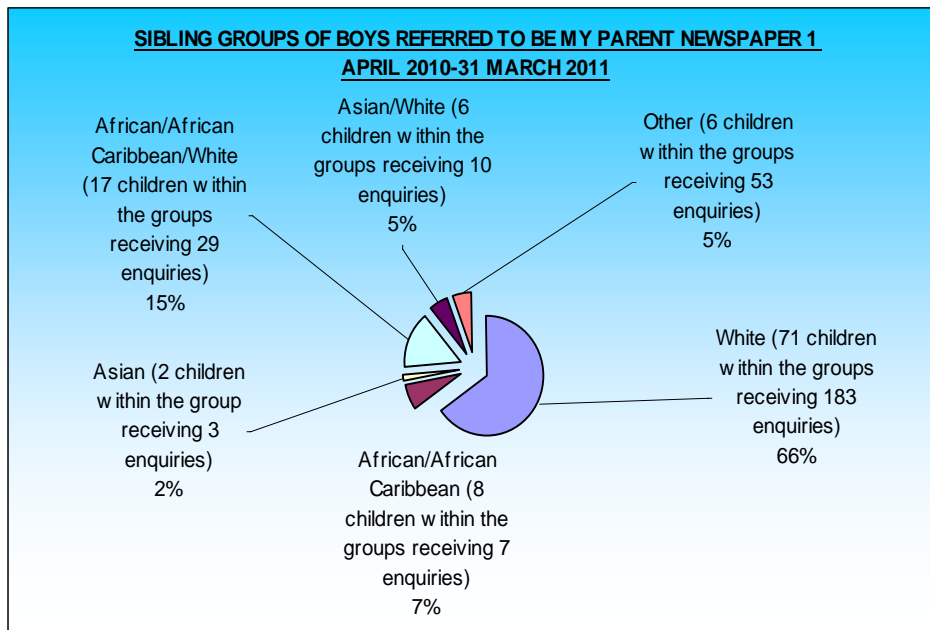
The single girls received 1183 enquiries and the single boys received 1437 enquiries



Breakdown of sibling groups of children referred to Be My Parent between 1 April 2010– 31 March 2011

437 children within sibling groups were referred to Be My Parent between 1 April 2010– 31 March 2011

The children received a total of 1037 enquiries



SIBLING GROUPS OF BOYS & GIRLS REFERRED TO BE MY PARENT
NEWSPAPER 1 APRIL 2010-31 MARCH 2011

